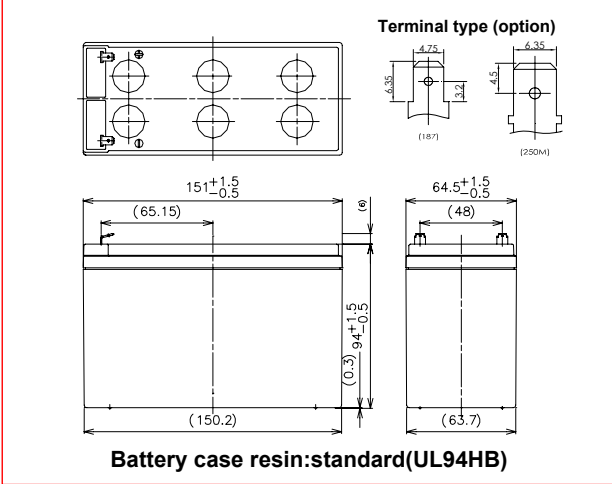


UP-RW1245

For standby power supplies
Expected trickle life:3~5 years at 25°C, approx.5 years at 20°C



■Dimensions(mm)



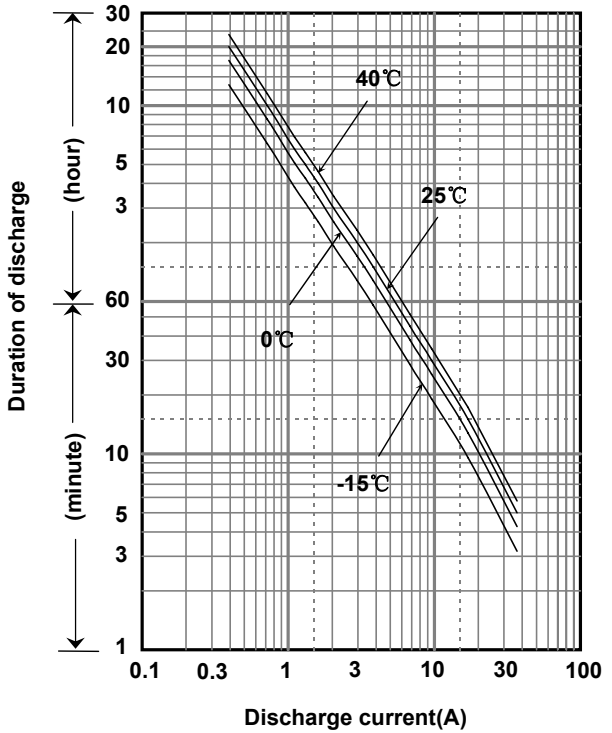
■Specification

Nominal Voltage	12V	
Nominal Capacity	45W/cell@10MR	
Dimensions	Length	151 mm
	Width	64.5 mm
	Height	94 mm
	Total height	100 mm
Approx. Mass	2.55 kg	
Terminal	Faston 187 & 250M	

■Characteristics

Capacity (25 °C)	30 minute rate	112W
	15 minute rate	195W
	10 minute rate	268W
	5 minute rate	410W
Internal Resistance	Fully charged battery (25 °C)	20 mΩ
Temperature Dependency of Capacity (20 hour rate)	40 °C	102%
	25 °C	100%
	0 °C	85%
	-15 °C	65%
Self Discharge (25 °C)	After 3 months	91%
	After 6 months	82%
	After 12 months	64%

■Duration of discharge vs. discharge current



■Watt Table(25°C)

(Wattage/Battery)

Cut-off V	3min	5min	10min	15min	20min	30min	45min	1h	1.5h	2h	3h	4h	5h	6h	10h	20h	24h
9.6V	530	410	268	195	159	112	82.1	65.7	45.2	34.9	26.0	20.0	16.5	13.3	8.79	4.76	3.97
9.9V	509	400	263	194	158	112	81.6	65.7	44.3	34.7	25.9	19.8	16.4	13.2	8.75	4.75	3.96
10.2V	490	390	258	193	156	111	80.8	64.4	43.4	33.9	25.6	19.7	16.2	13.1	8.65	4.73	3.95
10.5V	463	360	246	187	151	110	78.7	63.0	41.7	32.8	25.7	19.7	16.1	13.0	8.62	4.72	3.93
10.8V	434	330	234	180	146	109	78.3	61.8	41.3	31.1	24.7	19.3	15.7	12.7	8.52	4.69	3.91

■Ampere Table(25°C)

(Ampere/Battery)

Cut-off V	3min	5min	10min	15min	20min	30min	45min	1h	1.5h	2h	3h	4h	5h	6h	10h	20h	24h
9.6V	47.7	36.8	23.9	17.0	13.7	9.57	6.99	5.57	3.82	2.95	2.19	1.67	1.38	1.11	0.732	0.397	0.331
9.9V	45.8	35.9	23.5	16.9	13.6	9.55	6.95	5.50	3.75	2.93	2.17	1.66	1.37	1.10	0.729	0.396	0.330
10.2V	44.1	35.0	23.0	16.8	13.5	9.49	6.88	5.46	3.67	2.86	2.15	1.65	1.36	1.09	0.721	0.394	0.329
10.5V	41.6	32.3	22.0	16.3	13.0	9.40	6.70	5.35	3.53	2.77	2.11	1.64	1.35	1.08	0.718	0.393	0.328
10.8V	39.0	29.6	20.9	15.7	12.6	9.32	6.67	5.25	3.50	2.62	2.08	1.62	1.31	1.06	0.710	0.391	0.326

■ Charging Method

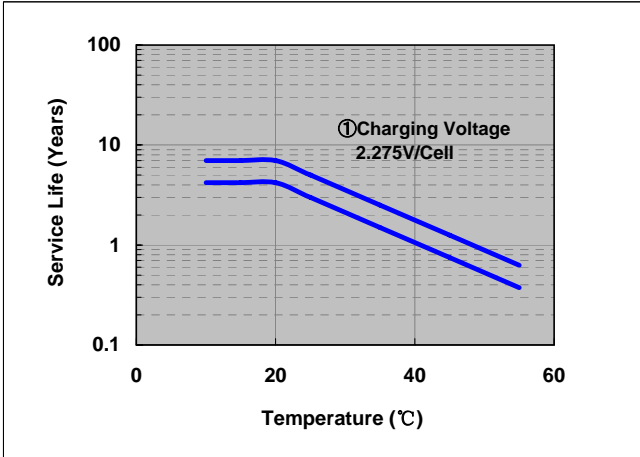
(25°C)

Trickle use	Control voltage:13.6-13.8V;Initial current:1.2A or smaller
-------------	--

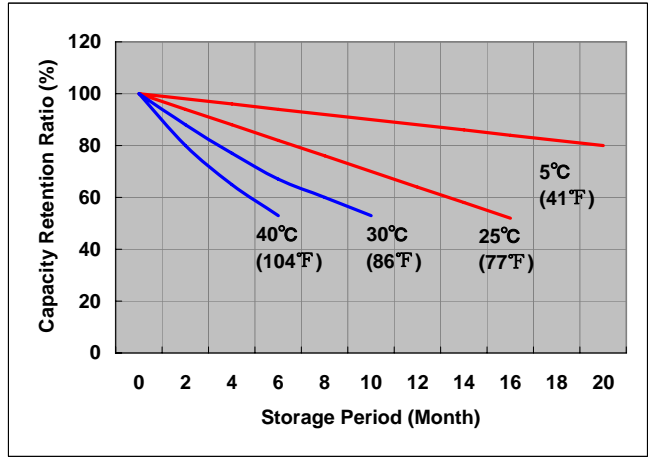
■ Cut off voltage

Discharge current	0.4A-1.6A	1.6A-4.0A	4.0A-8.0A	8.0A-16.0A	16.0A-24.0A
Cut off voltage (V)	10.5	10.2	9.9	9.3	8.7

■ Influence of Temperature on Trickle life

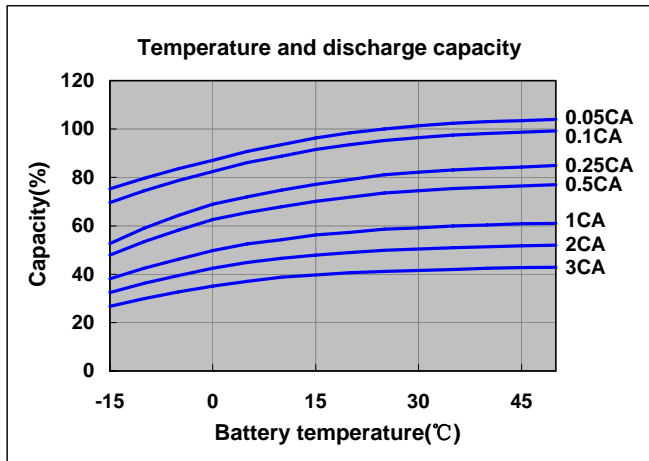
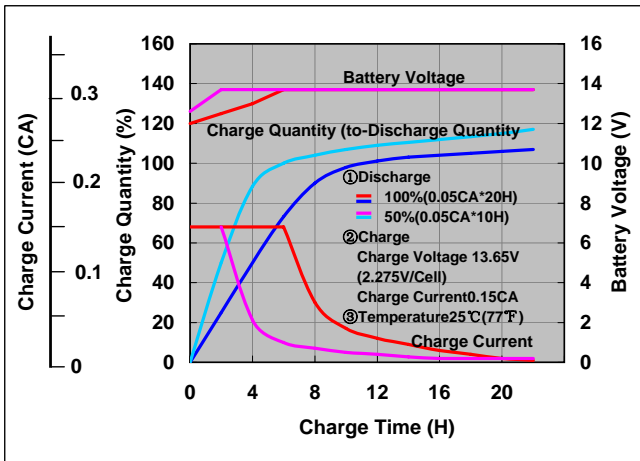


■ Residual capacity test result



■ Constant-voltage and constant-current charge characteristics

■ Discharge capacity by temperature and by discharge current



■ Discharge characteristics (25°C)

