


LC-RA1212P



Labels will vary, see page 72 for example of labels.

Specifications

Nominal voltage		12V
Rated capacity (20 hour rate)		12Ah
Dimensions	Length	151.0 mm
	Width	98.0 mm
	Height	94.0 mm
	Total Height	100.0 mm
Approx. mass		3.8 kg

* The total height of #250 terminal is 101.5mm.

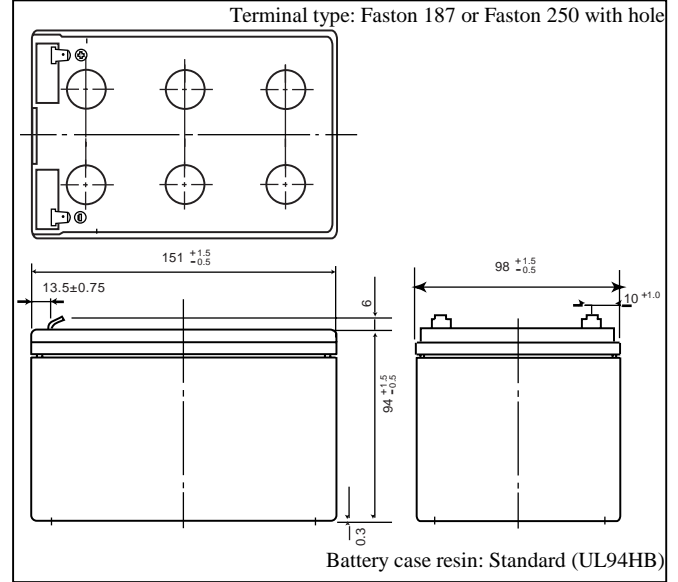
Characteristics

Capacity (note) (25°C)	20 hour rate (600mA)	12.0Ah	
	10 hour rate (1130mA)	11.3Ah	
Internal resistance	5 hour rate (2080mA)	10.4Ah	
	1 hour rate (8100mA)	8.10Ah	
Temperature dependency of capacity (20 hour rate)	1.5 hour rate discharge Cut-off voltage 10.5 V	5.80A	
	Fully charged battery (25°C)	Approx. 30mΩ	
	40°C	102 %	
	25°C	100 %	
Self discharge (25°C)	0°C	85 %	
	-15°C	65 %	
	Residual capacity after standing 3 months	91%	
Charge Method (Constant Voltage)	Residual capacity after standing 6 months	82%	
	Residual capacity after standing 12 months	64%	
Cycle use (Repeating use)	Initial current	4.80 A or smaller	
	Control voltage	14.5V to 14.9V (per 12V cell 25°C)	
	Trickle use	Initial current	1.80 A or smaller
		Control voltage	13.6V to 13.8V (per 12V cell 25°C)

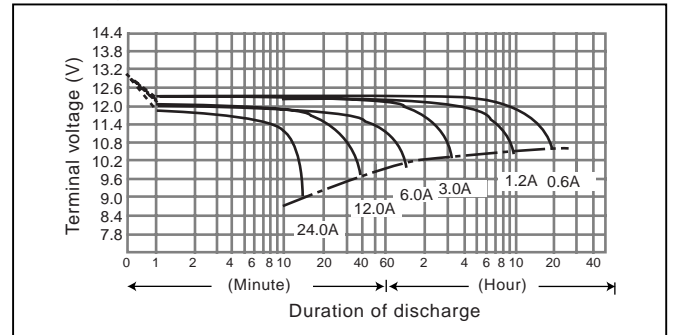
(Note) The above characteristics data are average values obtained within three charge/discharge. Cycles not the minimum values.

For main and standby power supplies.
Expected trickle life: 3-5 years at 25°C, Approx. 5 years at 20°C.

Dimensions (mm)



Discharge characteristics (25°C) (note)



Duration of discharge vs. Discharge current (note)

