

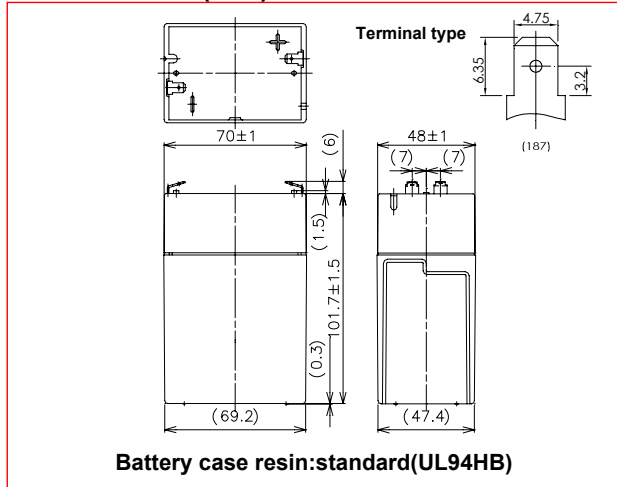
LC-R064R5

For standby power supplies
Expected trickle life:3~5 years at 25°C, approx.5 years at 20°C



Contents indicated (including the recycle marking, etc) are subject to change without notice.

■Dimensions(mm)



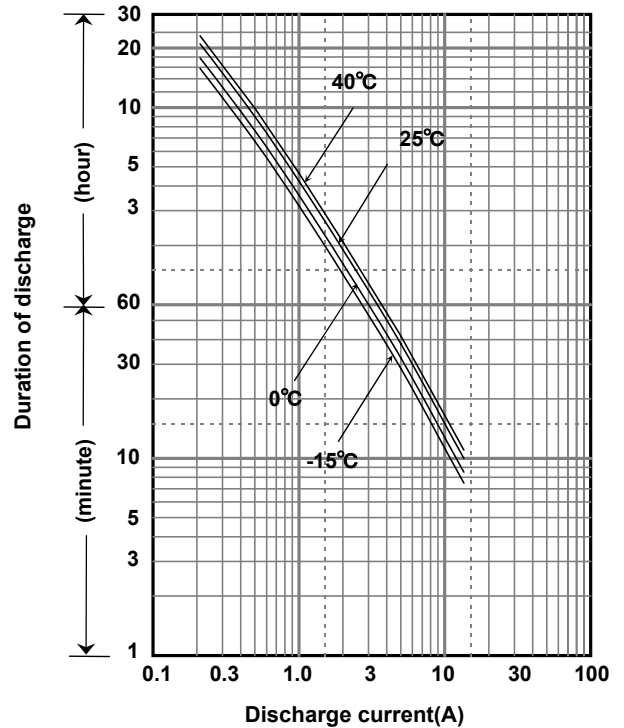
■Specification

Nominal Voltage	6V	
Nominal Capacity(20HR)	4.5Ah	
Dimensions	Length	70 mm
	Width	48 mm
	Height	102 mm
	Total height	108 mm
Approx. Mass	0.70 kg	
Terminal	Faston 187	

■Characteristics

Capacity (25 °C)	20 hour rate	4.5Ah
	10 hour rate	4.0Ah
	5 hour rate	3.6Ah
	1 hour rate	2.8Ah
Internal Resistance	Fully charged battery (25 °C)	20 mΩ
Temperature Dependency of Capacity (20 hour rate)	40 °C	102%
	25 °C	100%
	0 °C	85%
	-15 °C	65%
Self Discharge (25 °C)	After 3 months	91%
	After 6 months	82%
	After 12 months	64%

■Duration of discharge vs. discharge current



■Watt Table(25°C)

Cut-off V	(Wattage/Battery)																
	3min	5min	10min	15min	20min	30min	45min	1h	1.5h	2h	3h	4h	5h	6h	10h	20h	24h
4.8V	135	107	69.7	53.2	44.6	33.3	23.5	18.8	12.9	9.99	7.44	5.71	4.72	3.79	2.51	1.36	1.136
4.95V	125	100	68.3	52.8	43.9	32.9	23.3	18.8	12.7	9.92	7.40	5.68	4.68	3.78	2.50	1.36	1.133
5.1V	116	93.7	66.5	51.8	43.1	32.5	23.1	18.4	12.4	9.66	7.33	5.64	4.64	3.75	2.48	1.35	1.129
5.25V	103	84.0	61.6	48.2	41.0	31.8	22.7	18.0	12.1	9.32	7.21	5.60	4.60	3.70	2.46	1.35	1.125
5.4V	86.9	74.2	55.0	44.9	39.9	30.7	22.4	17.7	11.8	8.88	7.07	5.53	4.49	3.64	2.44	1.34	1.118

■Ampere Table(25°C)

Cut-off V	(Ampere/Battery)																
	3min	5min	10min	15min	20min	30min	45min	1h	1.5h	2h	3h	4h	5h	6h	10h	20h	24h
4.8V	24.3	19.1	12.4	9.25	7.69	5.69	4.00	3.19	2.19	1.69	1.25	0.956	0.788	0.633	0.419	0.227	0.189
4.95V	22.6	17.9	12.2	9.19	7.56	5.63	3.98	3.19	2.14	1.68	1.24	0.950	0.781	0.630	0.417	0.226	0.189
5.1V	20.8	16.8	11.9	9.00	7.44	5.56	3.94	3.13	2.10	1.63	1.23	0.944	0.775	0.625	0.413	0.226	0.188
5.25V	18.5	15.1	11.0	8.38	7.06	5.44	3.88	3.06	2.06	1.58	1.21	0.938	0.769	0.618	0.411	0.225	0.188
5.4V	15.6	13.3	9.81	7.81	6.88	5.25	3.81	3.00	2.00	1.50	1.19	0.925	0.750	0.608	0.406	0.224	0.186

■ Charging Method

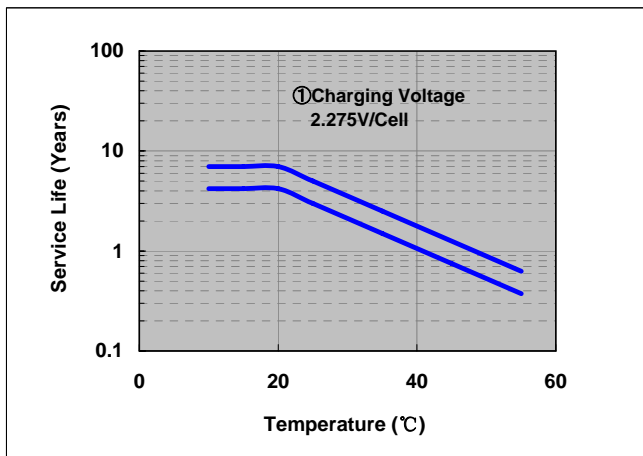
(25°C)

Trickle use	Control voltage:6.8-6.9V;Initial current:0.675A or smaller
-------------	--

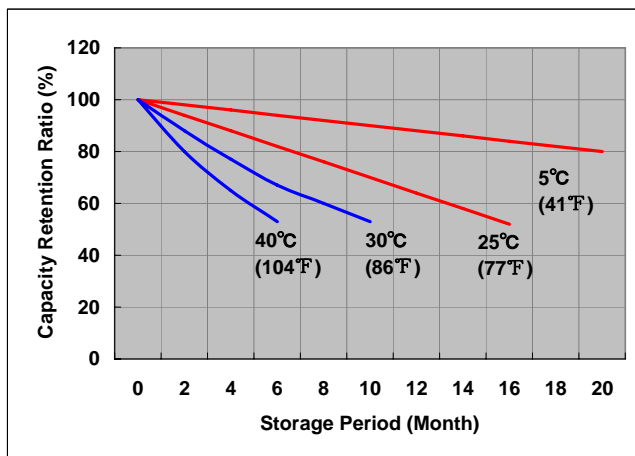
■ Cut off voltage

Discharge current	0.225A-0.9A	0.9A-2.25A	2.25A-4.5A	4.5A-9A	9A-13.5A
Cut off voltage (V)	5.25	5.1	4.95	4.65	4.35

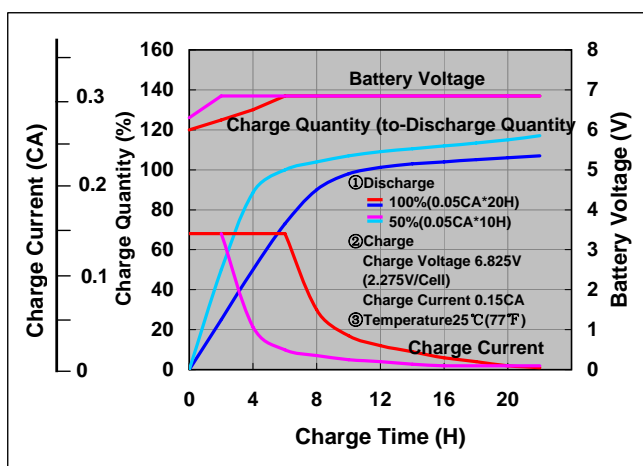
■ Influence of Temperature on Trickle life



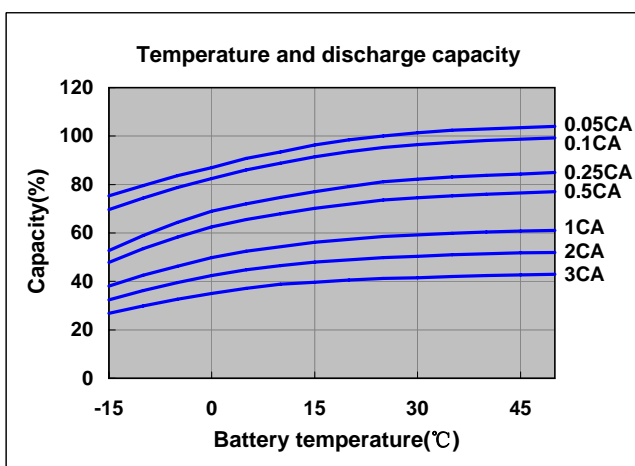
■ Residual capacity test result



■ Constant-voltage and constant-current charge characteristics



■ Discharge capacity by temperature and by discharge current



■ Discharge characteristics (25°C)

